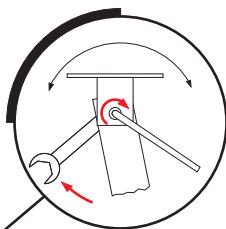
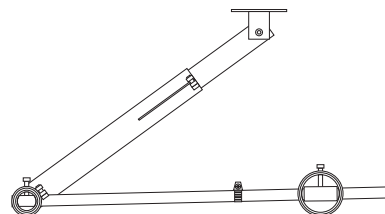
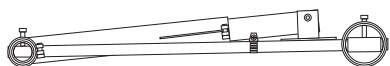




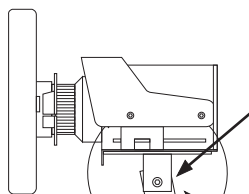
wheel stand pro

Please visit our YouTube channel for all the **set up videos** at: <http://www.youtube.com/user/wheelstandpro>

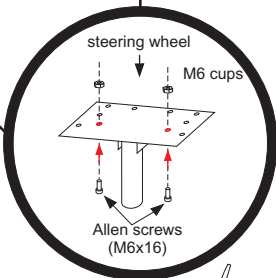
MAD CATZ PRO RACING FORCE FEEDBACK WHEEL **set up video**



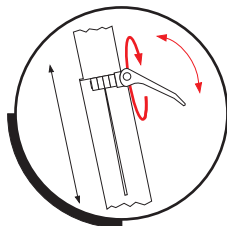
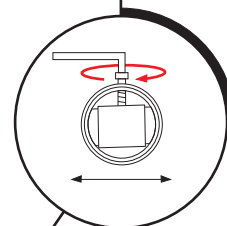
The tilt of the steering wheel plate is adjustable.
Use the hex key (6) and open-end wrench (13) to fix the angle of the main plate.



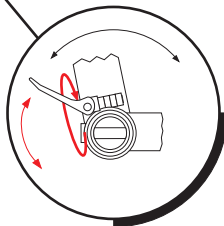
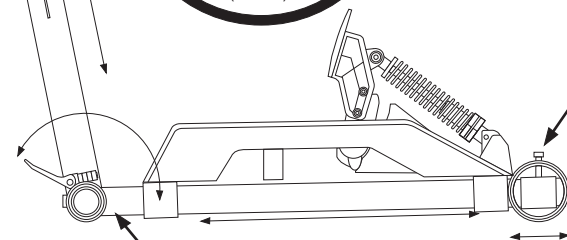
Details on page 2



The front bumper must be fastened with the hex key (5).
One full turn (max).



The height of the steering wheel column is adjustable.
You can tighten it up using your hands only.



The tilt of the steering wheel column is adjustable
You can tighten it up using your hands only.

