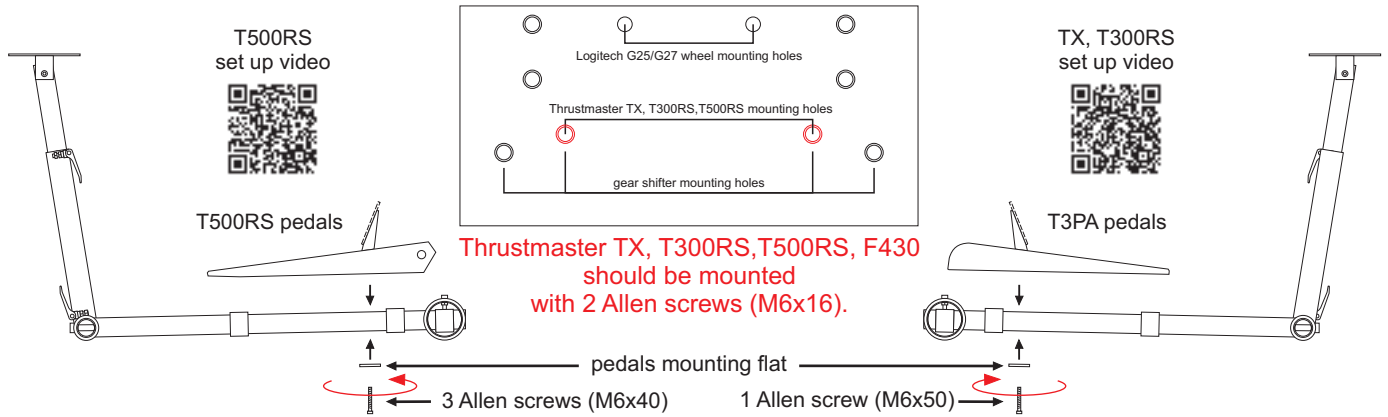
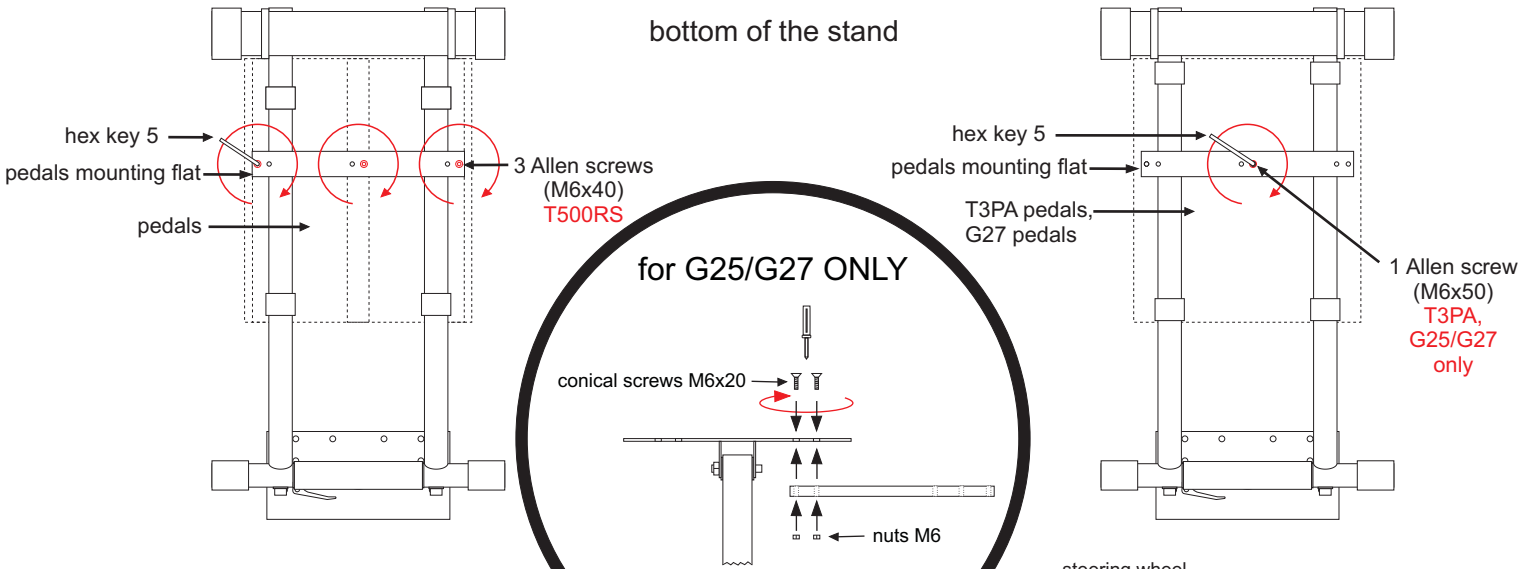


Please visit our YouTube channel for all the **set up videos** at: <http://www.youtube.com/user/wheelstandpro>

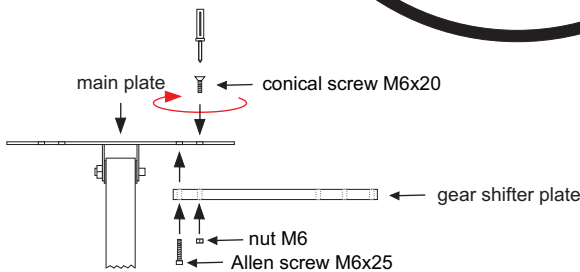
This stand includes universal gear shifter plate for both G27 and T500 shifter. It does not include s-shaped G27 gear shifter plate.



Place your pedals in the centre of the stand and drive 3 Allen screws (M6x40) to fix it firmly. Thrustmaster T3PA pedals should be mounted with 1 Allen screw (M6x50). Allen screw (M6x50) is for G27 and T3PA pedals only.

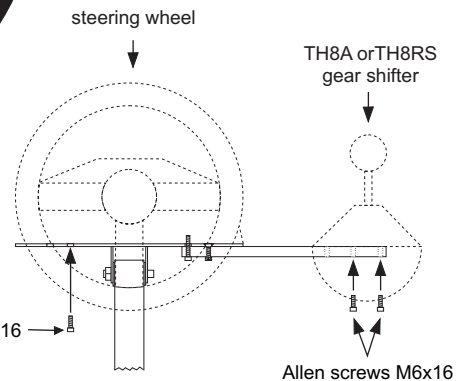


TX, T300RS, T500RS ONLY



1

Drive 1 conical screw (M6x20) and 1 nut M6 to connect the gear shifter plate with the main plate. Next put your wheel on the main plate and drive 1 Allen screw (M6x25) from the bottom to connect the steering wheel with the main plate and the gear shifter plate - **TX, T300RS and T500RS only** (see T500RS set up video)
For G27 drive 2 conical screws (M6x20) and 2 nuts (M6).



2

Drive 1 M6x16 Allen screw (on the opposite side) to connect the steering wheel with the main plate (see T500RS set up video). Next put your TH8A or TH8RS gear shifter on the gear shifter plate and drive two Allen screws (M6x16) to fix it firmly
Dismount the original TH8A/TH8RS clamp before you fix the gear shifter.

PLEASE ALSO VISIT CONSTRUCTOR'S TIPS: <http://www.wheelstandpro.com/contips.html>

Tightening the screws too much can cause damage to the wheel and pedals.