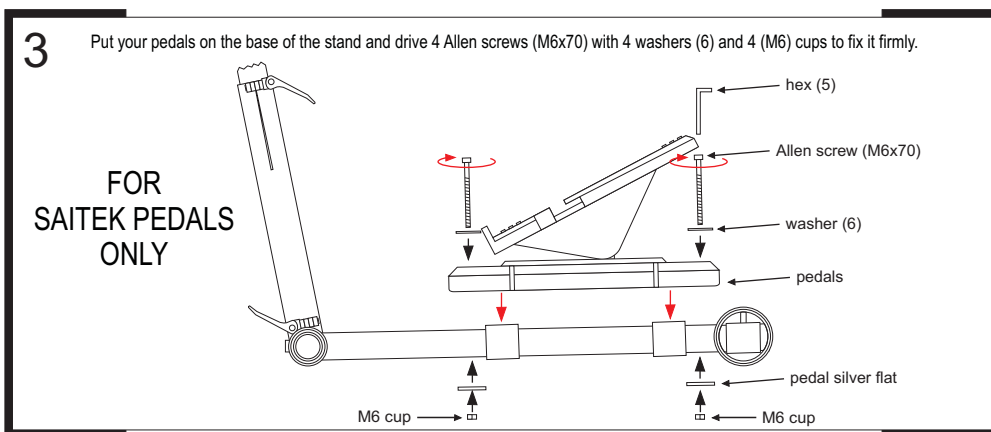
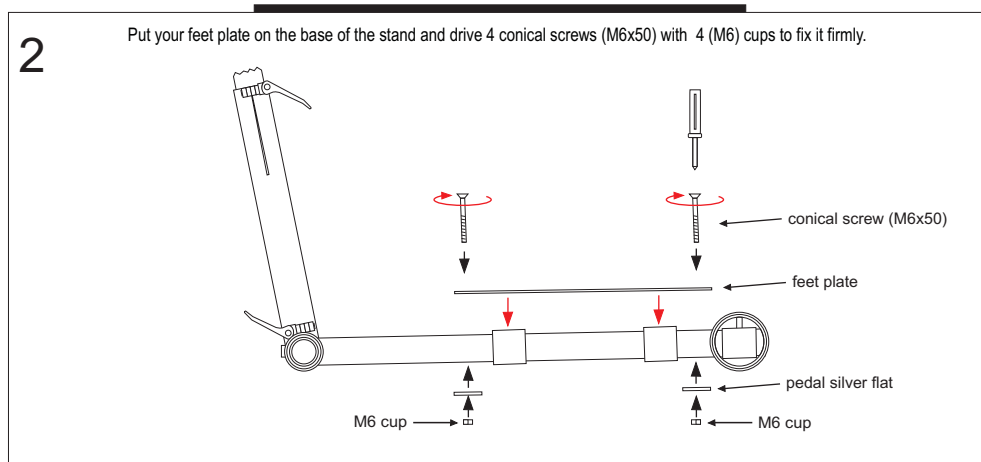
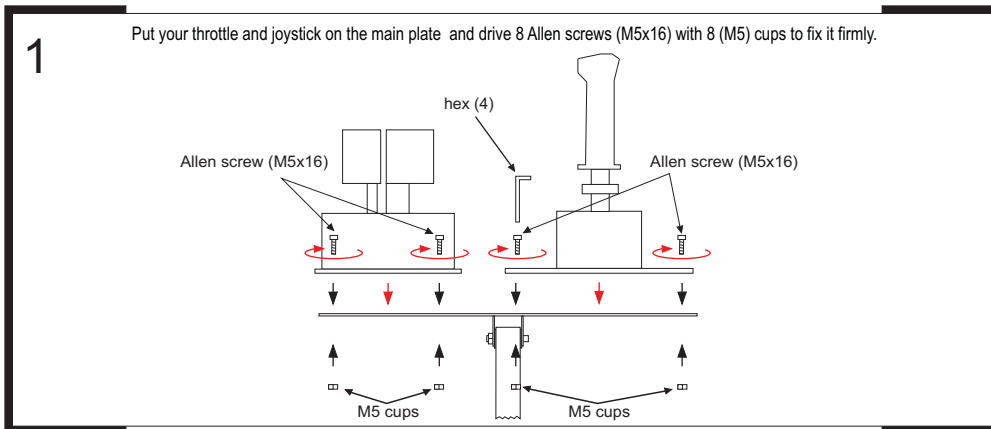


## Maintenance

- Let loose joint before making any adjustment
- Keep this product in dry environment free of chemical substances and vapour
- Do not over tighten the screws as you may cause damage to the thread or bolt
- Clean with a dry cloth



### In the box:

1 wheel stand pro unit, 2 silver pedals flats, 1 hex wrench 4, 1 hex wrench 5, 1 hex wrench 6, 1 open-end wrench 13, 8 Allen screws (M5x16), 8 cups (M5), 4 Allen screws (M6x70), 4 Allen screws (M6x50), 4 cups (M6), 4 washers (6), 2 bands, 1 instruction

## Warranty

Wheel stand pro offers two years warranty from the date of purchase.

This warranty is available to the original owner by returning this paper.

- Warranty coverage includes all parts and workmanship

- Warranty is void if damage is due to abuse, neglect or modification

- Cost associated with the return of this product is the sole responsibility of the owner

In case of any problems with your product please contact us at [order@wheelstandpro.com](mailto:order@wheelstandpro.com)

**Tightening the screws too much can cause damage to the wheel and pedals.**

For details please visit our website  
[www.wheelstandpro.us](http://www.wheelstandpro.us)