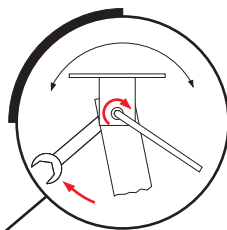
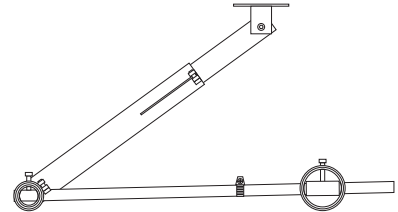
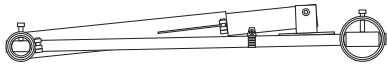


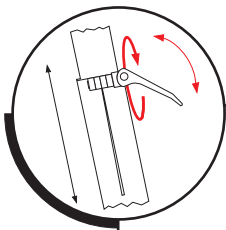
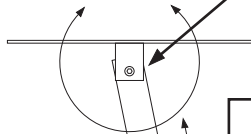


wheel stand pro

You can also see set-up videos on <http://www.youtube.com/user/wheelstandpro>



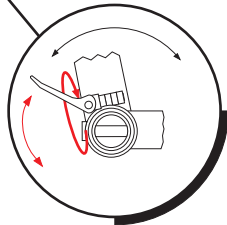
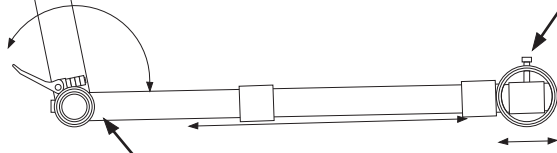
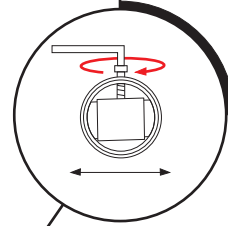
The tilt of the joystick plate is adjustable. Use the hex key (6) and open-end wrench (13) to fix the angle of the main plate.



The height of the joystick column is adjustable. You can tighten it up with hands only.

Details for joystick and pedals mouting on page 2

The front bumper must be fastened with the hex key (5). One full turn (MAX).



The tilt of the joystick column is adjustable. You can tighten it up with hands only.

